


CHARLES RENNIE MACKINTOSH

V.Ryan © 2000 - 2012

On behalf of The World Association of Technology Teachers

W.A.T.T.



World Association of Technology Teachers

This exercise can be printed and used by teachers and students. It is recommended that you view the website (www.technologystudent.com) before attempting the design sheet .

THESE MATERIALS CAN BE PRINTED AND USED BY TEACHERS AND STUDENTS.
THEY MUST NOT BE EDITED IN ANY WAY OR PLACED ON ANY OTHER MEDIA INCLUDING WEB SITES AND INTRANETS.
NOT FOR COMMERCIAL USE.
THIS WORK IS PROTECTED BY COPYRIGHT LAW.
IT IS ILLEGAL TO DISPLAY THIS WORK ON ANY WEBSITE/MEDIA STORAGE OTHER THAN www.technologystudent.com

CHARLES RENNIE MACKINTOSH


V.Ryan © 2012 World Association of Technology Teachers

1. What Nationality was Charles Rennie Mackintosh?

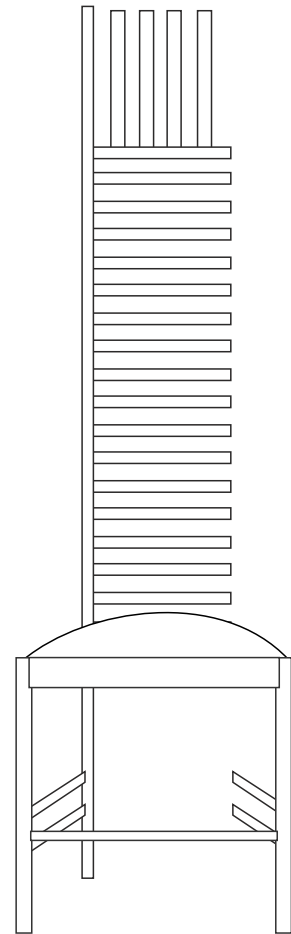
2. What is the name of the building, for which he designed the impressive facade?

3. Explain how Mackintosh's designs were influenced by other styles.

4. Complete the drawings of the two Charles Mackintosh chairs, adding the missing detail and appropriate colour and shade.



High Back Chair
54 x 137 x 48
1899



Hill House Chair
42 x 140 x 35.
1903-1903