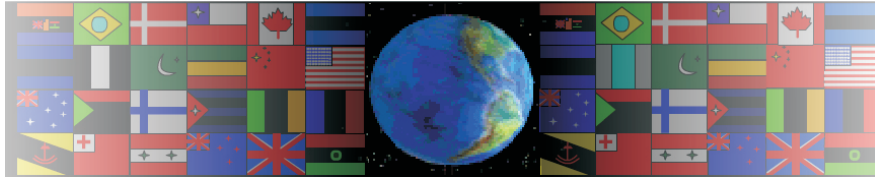


CAR SYMBOLS

V.Ryan © 2000 - 2008

On behalf of The World Association of Technology Teachers

W.A.T.T.



World Association of Technology Teachers

The 'Symbols Exercise' can be printed and used by teachers and students. It is recommended that you view the website section 'Graphics' (www.technologystudent.com) before attempting the design sheet.




THESE MATERIALS CAN BE PRINTED AND USED BY TEACHERS AND STUDENTS.
THEY MUST NOT BE EDITED IN ANY WAY OR PLACED ON ANY OTHER MEDIA INCLUDING WEB SITES AND INTRANETS.
NOT FOR COMMERCIAL USE.
THIS WORK IS PROTECTED BY COPYRIGHT LAW.
IT IS ILLEGAL TO DISPLAY THIS WORK ON ANY WEBSITE/MEDIA STORAGE OTHER THAN www.technologystudent.com

SYMBOL - DEPTH OF THREAD

V.Ryan © 2008 World Association of Technology Teachers


By law, the depth of tread on a car tyre must be a particular depth. In the UK this should be a minimum of 1.6mm in a continuous band throughout the central three-quarters of the tread width, throughout the whole of the circumference. Worn tears will mean that the car will not be able to stop within a legal distance, which could easily lead to accidents.

Draw two rough designs for a symbol to represent tyre tread checks that are carried out by a garage.



TYRE TREAD - ROUGH DESIGNS

1. Take your best design and carefully draw it in the box below.
2. Add colour and shade to enhance the presentation.
3. Add notes to explain your chosen design for the symbol.



NOTES

FINAL DESIGN