

BRAZING

V.Ryan © 2000 - 2008

On behalf of The World Association of Technology Teachers

W.A.T.T.



World Association of Technology Teachers

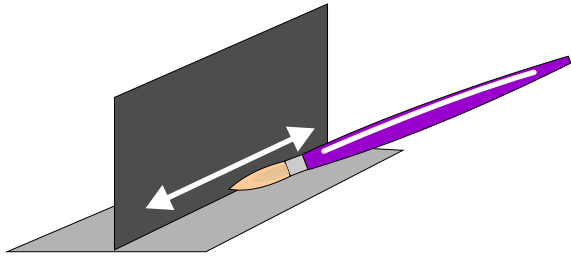
The 'Brazing Exercise' can be printed and used by teachers and students. It is recommended that you view the website (www.technologystudent.com) before attempting the design sheet.

THESE MATERIALS CAN BE PRINTED AND USED BY TEACHERS AND STUDENTS.
THEY MUST NOT BE EDITED IN ANY WAY OR PLACED ON ANY OTHER MEDIA INCLUDING WEB SITES AND INTRANETS.
NOT FOR COMMERCIAL USE.
THIS WORK IS PROTECTED BY COPYRIGHT LAW.
IT IS ILLEGAL TO DISPLAY THIS WORK ON ANY WEBSITE/MEDIA STORAGE OTHER THAN www.technologystudent.com

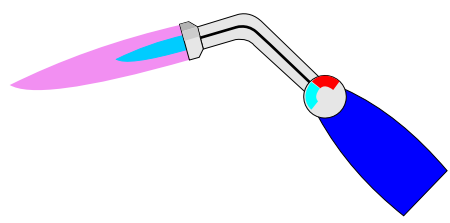
BRAZING

V.Ryan © 2008 World Association of Technology Teachers

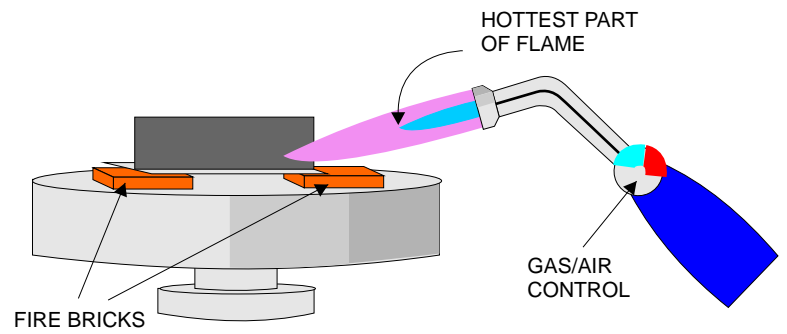
The drawings below demonstrate the stages involved in brazing two pieces of sheet steel together. Add explanatory notes to each stage.



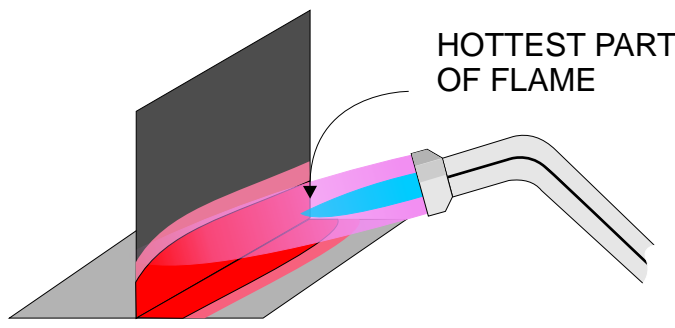
1. _____



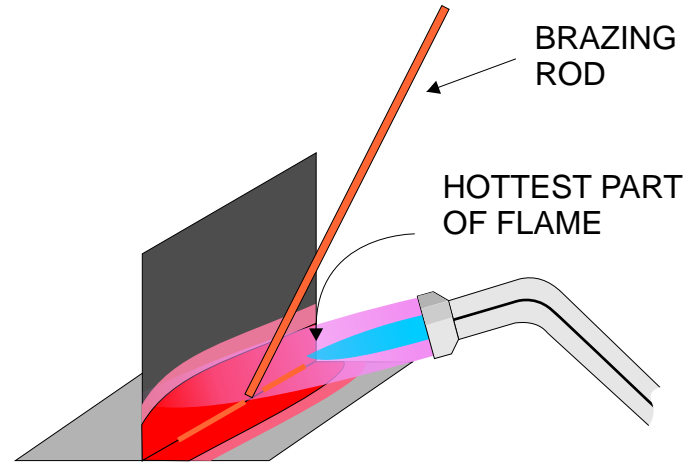
2. _____



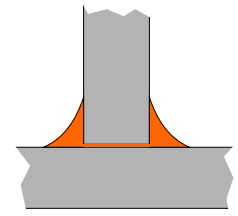
3. _____



4. _____



5. _____



6. _____

