

CARBON FOOTPRINT

V.Ryan © 2000 - 2008

On behalf of The World Association of Technology Teachers

W.A.T.T.



World Association of Technology Teachers

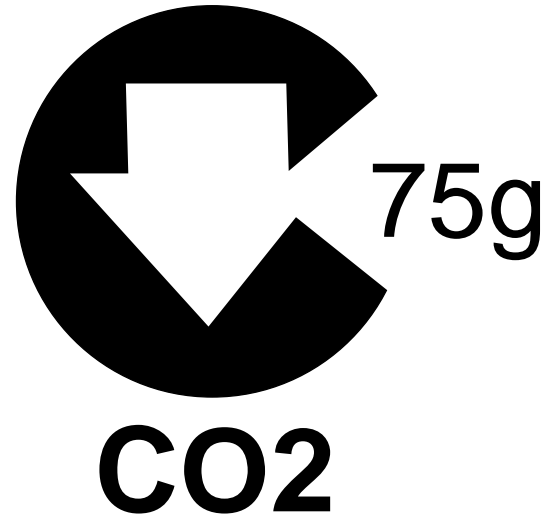
The 'Symbols Exercise' can be printed and used by teachers and students. It is recommended that you view the website section 'Graphics' (www.technologystudent.com) before attempting the design sheet.

THESE MATERIALS CAN BE PRINTED AND USED BY TEACHERS AND STUDENTS.
THEY MUST NOT BE EDITED IN ANY WAY OR PLACED ON ANY OTHER MEDIA INCLUDING WEB SITES AND INTRANETS.
NOT FOR COMMERCIAL USE.
THIS WORK IS PROTECTED BY COPYRIGHT LAW.
IT IS ILLEGAL TO DISPLAY THIS WORK ON ANY WEBSITE/MEDIA STORAGE OTHER THAN www.technologystudent.com

CARBON REDUCTION LABELS / SYMBOLS

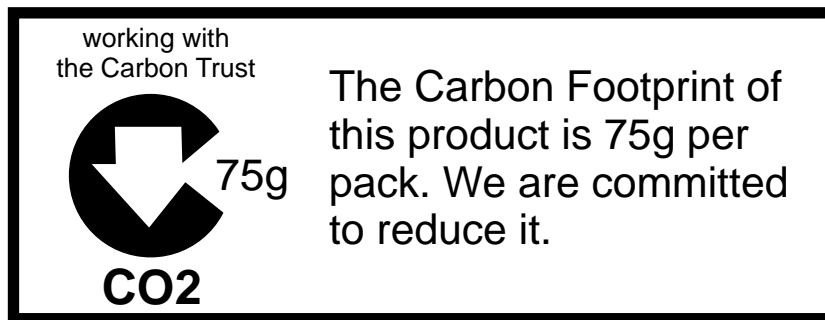
V.Ryan © 2008 World Association of Technology Teachers

The Carbon Trust work with a range of organisations and businesses to reduce carbon emissions. They also aim to help develop low carbon emission technologies. The Carbon Trust advises businesses as to how they can use alternative technology or make changes to their existing manufacturing / processing methods, to reduce the carbon footprint of their products. Companies / businesses use carbon reduction labels to show that they are serious about this environmental issue.




The label opposite is an example of a carbon reduction label. It was found a pack of crisps and shows that the production/processing of each pack lead to a carbon footprint of 75g.

Businesses that are genuinely trying to reduce their carbon footprint usually place a comment alongside the symbols and carbon reduction labels they use. This statement emphasises their commitment to reducing their emissions of carbon. An example of this is seen below.



Two more carbon reduction labels are seen below. What do you like about each label? Could they be improved?

working with
the Carbon Trust



LIKE:

IMPROVEMENTS:

LIKE:

IMPROVEMENTS:

ACT ON

