

# TYPES OF NAIL

V.Ryan © 2000 - 2008

On behalf of The World Association of Technology Teachers

## W.A.T.T.



World Association of Technology Teachers

The 'Nail Exercise' can be printed and used by teachers and students. It is recommended that you view the website ([www.technologystudent.com](http://www.technologystudent.com)) before attempting the design sheet.

THESE MATERIALS CAN BE PRINTED AND USED BY TEACHERS AND STUDENTS.  
THEY MUST NOT BE EDITED IN ANY WAY OR PLACED ON ANY OTHER MEDIA INCLUDING WEB SITES AND INTRANETS.  
NOT FOR COMMERCIAL USE.  
THIS WORK IS PROTECTED BY COPYRIGHT LAW.  
IT IS ILLEGAL TO DISPLAY THIS WORK ON ANY WEBSITE/MEDIA STORAGE OTHER THAN [www.technologystudent.com](http://www.technologystudent.com)

# TYPES OF NAIL

V.Ryan © 2008 World Association of Technology Teachers

A range of nails are displayed below. Name each type of nail and add a description of its use plus any other information you think is important.

NAME: \_\_\_\_\_

DESCRIPTION: \_\_\_\_\_

\_\_\_\_\_  
\_\_\_\_\_  
\_\_\_\_\_



NAME: \_\_\_\_\_

DESCRIPTION: \_\_\_\_\_

\_\_\_\_\_  
\_\_\_\_\_  
\_\_\_\_\_



NAME: \_\_\_\_\_

DESCRIPTION: \_\_\_\_\_

\_\_\_\_\_  
\_\_\_\_\_  
\_\_\_\_\_



NAME: \_\_\_\_\_

DESCRIPTION: \_\_\_\_\_

\_\_\_\_\_  
\_\_\_\_\_  
\_\_\_\_\_



NAME: \_\_\_\_\_

DESCRIPTION: \_\_\_\_\_

\_\_\_\_\_  
\_\_\_\_\_  
\_\_\_\_\_



NAME: \_\_\_\_\_

DESCRIPTION: \_\_\_\_\_

---

---

---




NAME: \_\_\_\_\_

DESCRIPTION: \_\_\_\_\_

---

---

---



NAME: \_\_\_\_\_

DESCRIPTION: \_\_\_\_\_

---

---

---



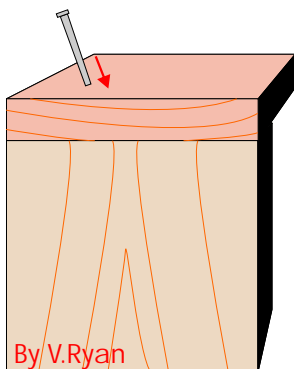
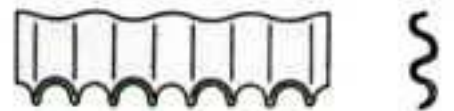
NAME: \_\_\_\_\_

DESCRIPTION: \_\_\_\_\_

---

---

---



On the diagram opposite sketch a second panel pin showing the correct angle to the material it is joining.