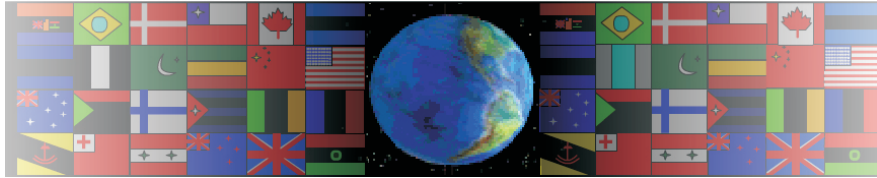


# DIMENSIONS

V.Ryan © 2000 - 2008

On behalf of The World Association of Technology Teachers

## W.A.T.T.



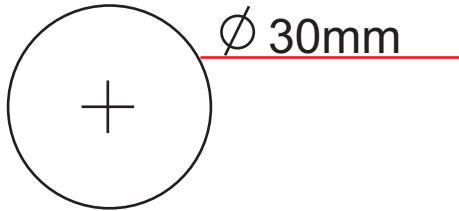
World Association of Technology Teachers

The 'Dimensions Exercise' can be printed and used by teachers and students. It is recommended that you view the website section 'Graphics' ([www.technologystudent.com](http://www.technologystudent.com)) before attempting the design sheet .

THESE MATERIALS CAN BE PRINTED AND USED BY TEACHERS AND STUDENTS.  
THEY MUST NOT BE EDITED IN ANY WAY OR PLACED ON ANY OTHER MEDIA INCLUDING WEB SITES AND INTRANETS.  
NOT FOR COMMERCIAL USE.  
THIS WORK IS PROTECTED BY COPYRIGHT LAW.  
IT IS ILLEGAL TO DISPLAY THIS WORK ON ANY WEBSITE/MEDIA STORAGE OTHER THAN [www.technologystudent.com](http://www.technologystudent.com)

# DIMENSIONS

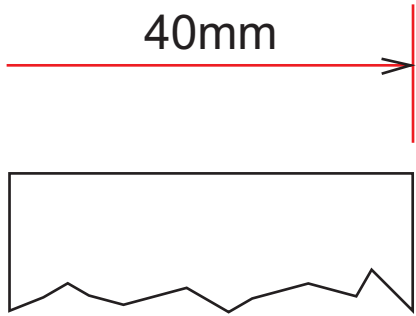
1.



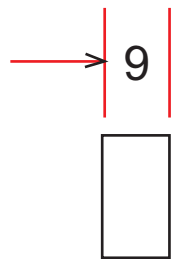
Dimensions (measurements) are placed on an orthographic drawing in special way, following British Drawing Standards.

Complete the correct drawing of dimensions on questions 1 to 5.

2.

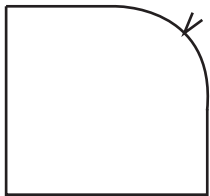


3.



R 20mm

4.



5.

