


SINGLE POINT PERSPECTIVE INTERIOR ROOM DESIGN EXERCISE

V.Ryan © 2000 - 2008

On behalf of The World Association of Technology Teachers

W.A.T.T.



World Association of Technology Teachers

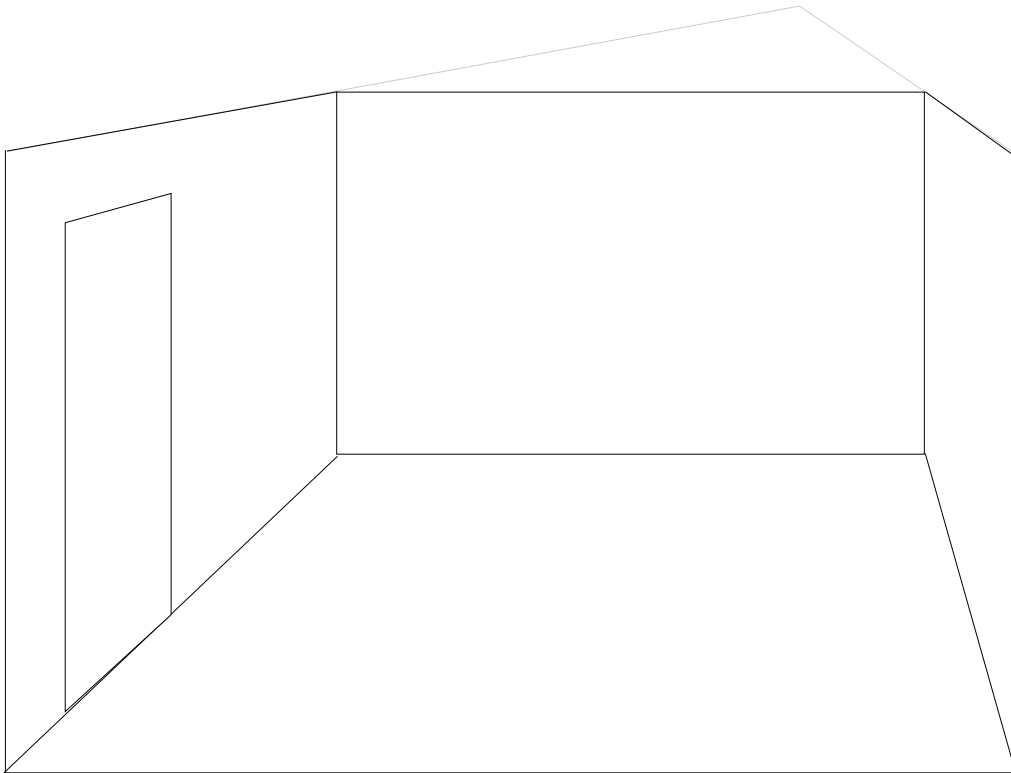
The 'Perspective Exercise' can be printed and used by teachers and students. It is recommended that you view the website section 'Graphics' (www.technologystudent.com) before attempting the design sheet.

THESE MATERIALS CAN BE PRINTED AND USED BY TEACHERS AND STUDENTS.
THEY MUST NOT BE EDITED IN ANY WAY OR PLACED ON ANY OTHER MEDIA INCLUDING WEB SITES AND INTRANETS.
NOT FOR COMMERCIAL USE.
THIS WORK IS PROTECTED BY COPYRIGHT LAW.
IT IS ILLEGAL TO DISPLAY THIS WORK ON ANY WEBSITE/MEDIA STORAGE OTHER THAN www.technologystudent.com

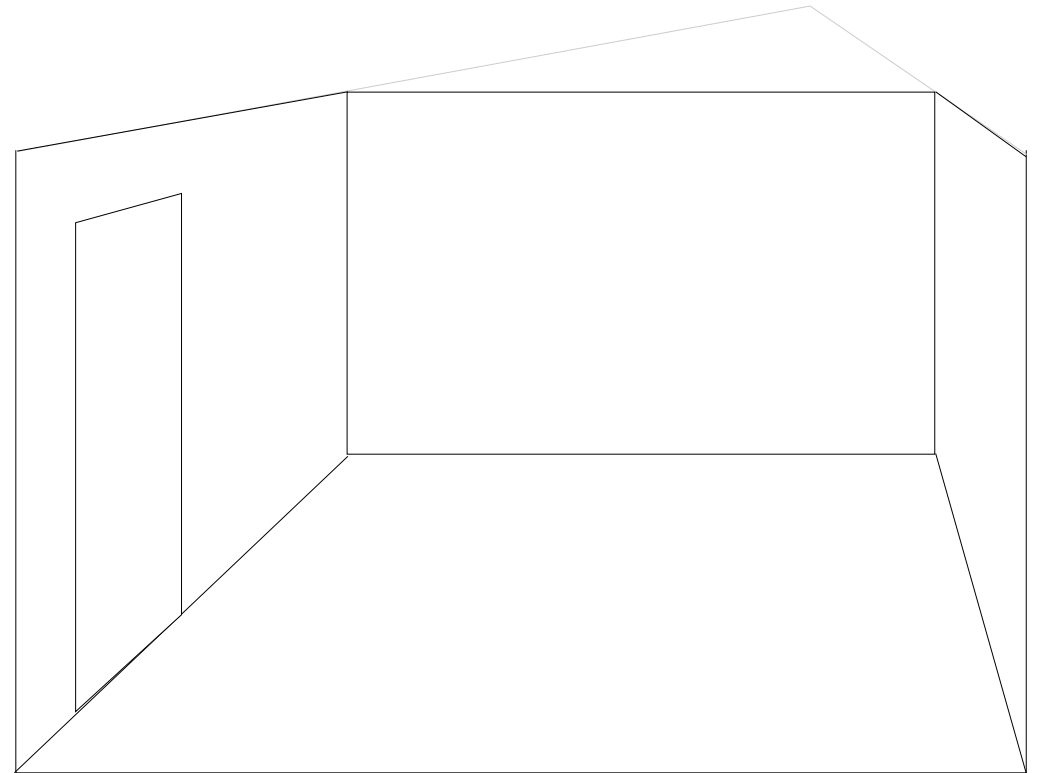
SINGLE POINT PERSPECTIVE - ROOM DESIGN

Using the two small room outlines below, sketch two possible designs for a room of your choice.

V.Ryan © 2008 World Association of Technology Teachers



DESIGN ONE



DESIGN TWO

Select Your best design and draw it accurately below. Add furniture, detail colour and shade. Remember to keep all guidelines faint and project back to the vanishing point.

V.Ryan © 2008 World Association of Technology Teachers

