


HAND-HELD GRIPPING TOOLS

WORLD ASSOCIATION OF TECHNOLOGY TEACHERS <https://www.facebook.com/groups/254963448192823/> www.technologystudent.com © 2024 V.Ryan © 2024

TO ANSWER ALL THE QUESTIONS YOU WILL NEED TO
DOWNLOAD THE “HAND-HELD GRIPPING TOOLS” APP, FROM
THE INTERACTIVE MOBILE APP SECTION OF
www.technologystudent.com

**CLICK ON THE
BUTTON
TO DOWNLOAD
THE APP**



Once you have downloaded the App, you can use it to navigate the website. You may need to follow the links on each page of the App, to research / complete answers to all the questions.

IF YOU ARE AN EDUCATOR, CONSIDER JOINING US AT FACEBOOK – WORLD ASSOCIATION OF TECHNOLOGY TEACHERS

<https://www.facebook.com/groups/254963448192823/>

HAND VICE AND ADJUSTABLE SPANNER

TO ANSWER ALL THE QUESTIONS YOU WILL NEED TO DOWNLOAD THE 'POWER TOOLS' APP, FROM THE INTERACTIVE MOBILE APP SECTION OF www.technologystudent.com

LINK


<https://www.technologystudent.com/mobapps/hand-held1.pdf>

Once you have downloaded the App, you can use it to navigate the website. You may need to follow the links on each page of the App, to research / complete answers to all the questions.

**ARE YOU READY?
USE THE MOBILE App!!**


1

DESCRIBE THE GENERAL USE OF A HAND VICE.



2

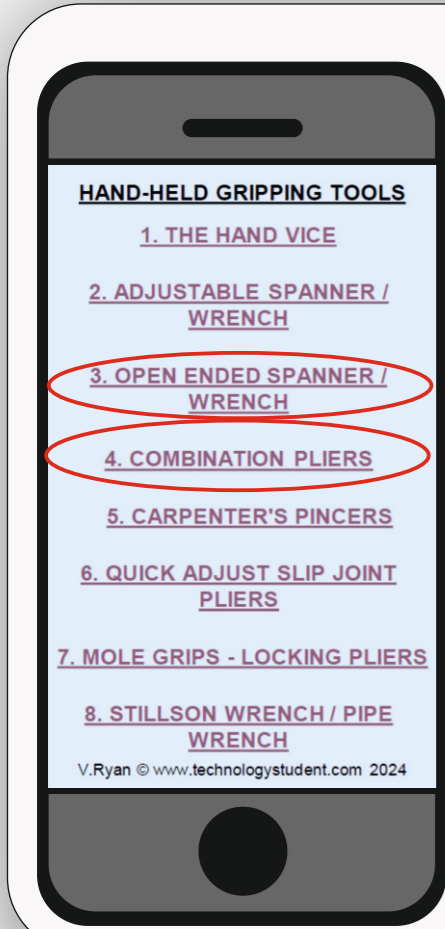
NAME THE PARTS OF THE ADJUSTABLE SPANNER, AS INDICATED BY THE ARROWS



3

DESCRIBE THE USE / FUNCTIONS OF AN ADJUSTABLE SPANNER

<https://www.technologystudent.com/mobapps/hand-held1.pdf>



OPEN ENDED SPANNER AND COMBINATION PLIERS

TO ANSWER ALL THE QUESTIONS YOU WILL NEED TO DOWNLOAD THE 'POWER TOOLS' APP, FROM THE INTERACTIVE MOBILE APP SECTION OF www.technologystudent.com

LINK

<https://www.technologystudent.com/mobapps/hand-held1.pdf>

Once you have downloaded the App, you can use it to navigate the website. You may need to follow the links on each page of the App, to research / complete answers to all the questions.

**ARE YOU READY?
USE THE MOBILE App!!**

1 WHAT IS AN OPEN ENDED SPANNER AND WHAT IS IT USED FOR?



2 NAME THE PARTS OF THE COMBINATION PLIERS, AS INDICATED BY THE ARROWS

3 DESCRIBE THE USE / FUNCTIONS OF THE COMBINATION PLIERS

<https://www.technologystudent.com/mobapps/hand-held1.pdf>

CARPENTERS PINCERS AND QUICK ADJUST PLIERS

TO ANSWER ALL THE QUESTIONS YOU WILL NEED TO DOWNLOAD THE 'POWER TOOLS' APP, FROM THE INTERACTIVE MOBILE APP SECTION OF www.technologystudent.com

LINK

<https://www.technologystudent.com/mobapps/hand-held1.pdf>


Once you have downloaded the App, you can use it to navigate the website. You may need to follow the links on each page of the App, to research / complete answers to all the questions.

**ARE YOU READY?
USE THE MOBILE App!!**




1

WHAT IS A CARPENTERS PINCERS AND WHAT IS IT USED FOR?



2

NAME THE PARTS OF THE QUICK ADJUST SLIP JOINT PLIERS, AS INDICATED BY THE ARROWS



3

DESCRIBE THE USE / FUNCTIONS OF THE QUICK ADJUST SLIP JOINT PLIERS

<https://www.technologystudent.com/mobapps/hand-held1.pdf>

MOLE GRIPS AND STILLSON WRENCH

TO ANSWER ALL THE QUESTIONS YOU WILL NEED TO DOWNLOAD THE 'POWER TOOLS' APP, FROM THE INTERACTIVE MOBILE APP SECTION OF www.technologystudent.com

LINK

<https://www.technologystudent.com/mobapps/hand-held1.pdf>

Once you have downloaded the App, you can use it to navigate the website. You may need to follow the links on each page of the App, to research / complete answers to all the questions.

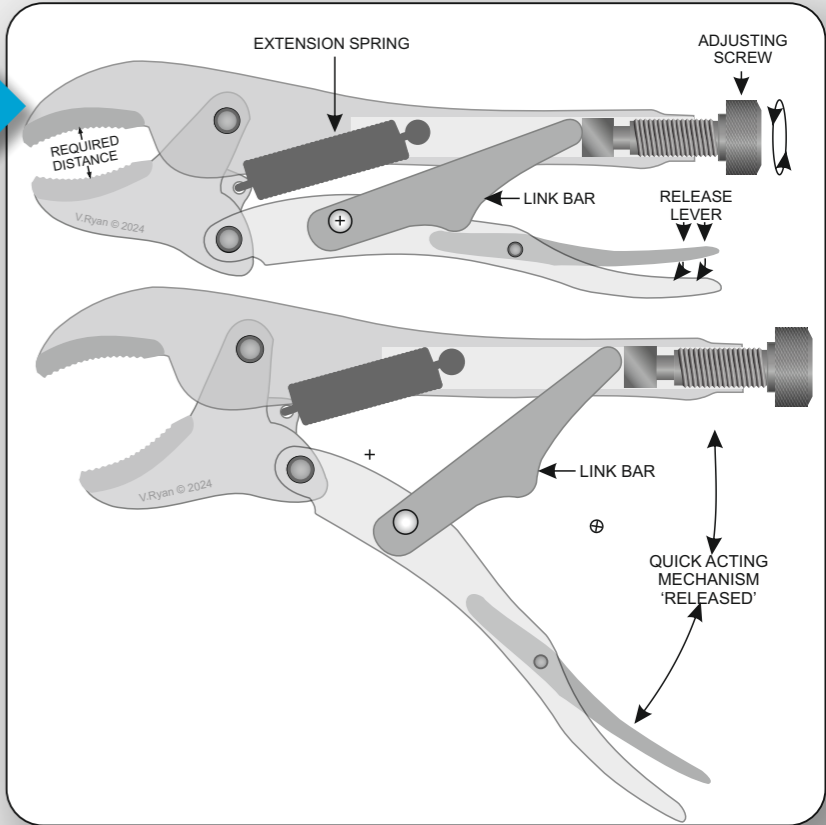
**ARE YOU READY?
USE THE MOBILE App!!**

HAND-HELD GRIPPING TOOLS

1. THE HAND VICE
2. ADJUSTABLE SPANNER / WRENCH
3. OPEN ENDED SPANNER / WRENCH
4. COMBINATION PLIERS
5. CARPENTER'S PINNERS
6. QUICK ADJUST SLIP JOINT PLIERS
7. MOLE GRIPS - LOCKING PLIERS
8. STILLSON WRENCH / PIPE WRENCH

V.Ryan © www.technologystudent.com 2024

1 WHAT ARE MOLE GRIPS AND WHAT ARE THEY USED FOR?



2 NAME THE PARTS OF THE STILLSON WRENCH, AS INDICATED BY THE ARROWS

3 DESCRIBE THE USE / FUNCTIONS OF THE STILLSON WRENCH

<https://www.technologystudent.com/mobapps/hand-held1.pdf>