

# SWITCHES / COMPONENTS SHEET

V.Ryan © 2000 - 2009

On behalf of The World Association of Technology Teachers

## W.A.T.T.



World Association of Technology Teachers

This exercise can be printed and used by teachers and students. It is recommended that you view the website ([www.technologystudent.com](http://www.technologystudent.com)) before attempting the design sheet .

THESE MATERIALS CAN BE PRINTED AND USED BY TEACHERS AND STUDENTS.  
THEY MUST NOT BE EDITED IN ANY WAY OR PLACED ON ANY OTHER MEDIA INCLUDING WEB SITES AND INTRANETS.  
NOT FOR COMMERCIAL USE.  
THIS WORK IS PROTECTED BY COPYRIGHT LAW.  
IT IS ILLEGAL TO DISPLAY THIS WORK ON ANY WEBSITE/MEDIA STORAGE OTHER THAN [www.technologystudent.com](http://www.technologystudent.com)

# COMPONENTS SHEET

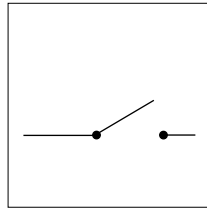

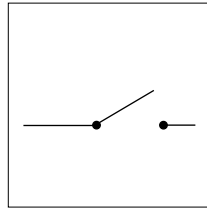

For each of the components ween below. Add the sketch / symbol / name for each component to complete the sheet.

## INPUTS

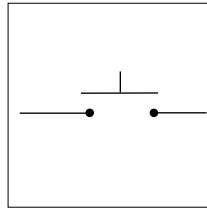

DRAWING

SYMBOL


SLIDE SWITCH



PUSH SWITCH



RELAY

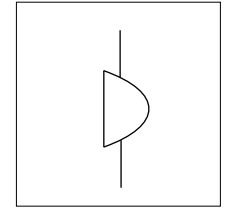



## OUTPUTS


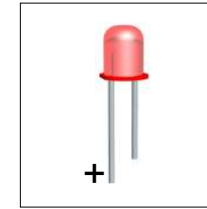
DRAWING

SYMBOL

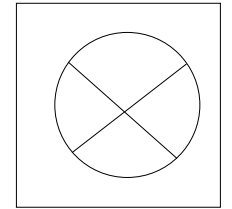

BUZZER



LED


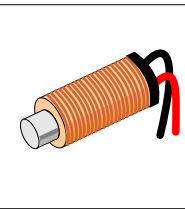
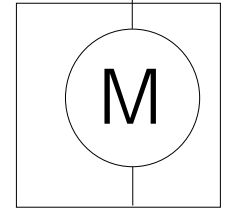


BULB



M

SOLENOID



NAME:

INPUTS / OUTPUTS

DATE: