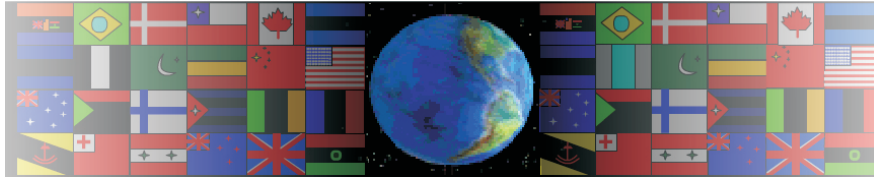


LOGBOOK - VERSION 1

V.Ryan © 2000 - 2008

On behalf of The World Association of Technology Teachers

W.A.T.T.



World Association of Technology Teachers


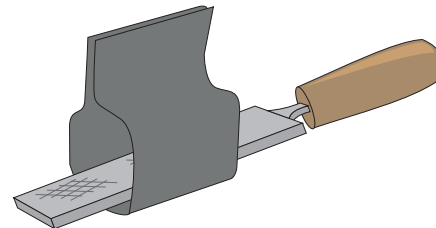
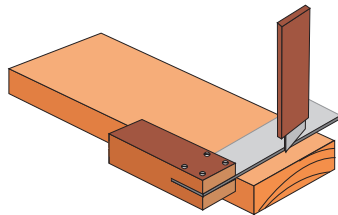

The 'Logbook' can be printed and used by teachers and students. It is recommended that you view the website section 'Graphics' (www.technologystudent.com) before attempting the design sheet.

THESE MATERIALS CAN BE PRINTED AND USED BY TEACHERS AND STUDENTS.
THEY MUST NOT BE EDITED IN ANY WAY OR PLACED ON ANY OTHER MEDIA INCLUDING WEB SITES AND INTRANETS.
NOT FOR COMMERCIAL USE.
THIS WORK IS PROTECTED BY COPYRIGHT LAW.
IT IS ILLEGAL TO DISPLAY THIS WORK ON ANY WEBSITE/MEDIA STORAGE OTHER THAN www.technologystudent.com

NAME: _____


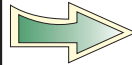

GROUP: _____

LOGBOOK OF MANUFACTURE



INDUSTRIAL PRODUCTION



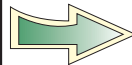

In the boxes below, draw a diagram to represent each stage of the manufacturing process, for a product you are making. Remember to include 'critical control points' - this means - QUALITY CONTROL. Add notes to explain suggested improvements to each stage of manufacture. Use the flow chart to simply explain the order of manufacture.



IMPROVEMENTS:

IMPROVEMENTS:

IMPROVEMENTS:

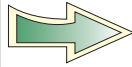


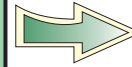
IMPROVEMENTS:

IMPROVEMENTS:

IMPROVEMENTS:

INDUSTRIAL PRODUCTION

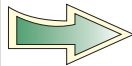


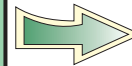


IMPROVEMENTS:

IMPROVEMENTS:

IMPROVEMENTS:





IMPROVEMENTS:

IMPROVEMENTS:

IMPROVEMENTS:

PRODUCTION FLOWCHART

EQUIPMENT REQUIRED

MANUFACTURING SEQUENCE

QUALITY CONTROL CHECK

1

1

2

2

3

3

4

4

5

5

6

6

7

7

