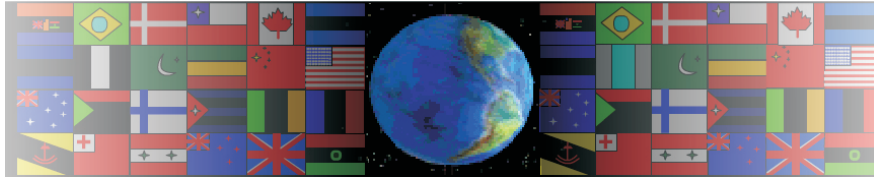


SYMBOLS 1

V.Ryan © 2000 - 2008

On behalf of The World Association of Technology Teachers

W.A.T.T.



World Association of Technology Teachers

The 'Symbols Exercise' can be printed and used by teachers and students. It is recommended that you view the website section 'Graphics' (www.technologystudent.com) before attempting the design sheet.

THESE MATERIALS CAN BE PRINTED AND USED BY TEACHERS AND STUDENTS.
THEY MUST NOT BE EDITED IN ANY WAY OR PLACED ON ANY OTHER MEDIA INCLUDING WEB SITES AND INTRANETS.
NOT FOR COMMERCIAL USE.
THIS WORK IS PROTECTED BY COPYRIGHT LAW.
IT IS ILLEGAL TO DISPLAY THIS WORK ON ANY WEBSITE/MEDIA STORAGE OTHER THAN www.technologystudent.com

SYMBOLS - EXERCISE

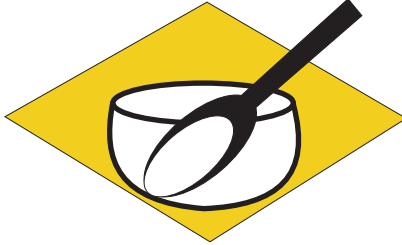
V.Ryan © 2008 World Association of Technology Teachers

The symbols seen below have different meanings and are often found on packaging. Write what you consider to be the meaning of each of the symbols in the space provided.

1.



2.




3.



Vegetarian

4.




5.



6.




7.




FAIR TRADE

8.



9.



10.



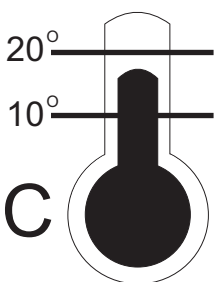
11.



12.

CE

13.



14.





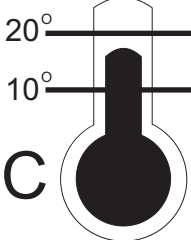




15.



SYMBOLS - EXERCISE - ANSWERS

V.Ryan © 2008 World Association of Technology Teachers

 <p>PUT LITTER IN BIN</p>	 <p>INGREDIENTS</p>	 <p>Vegetarian OK FOR VEGETARIANS</p>
 <p>HANDLE WITH CARE</p>	 <p>FRAGILE</p>	 <p>KEEP DRY</p>
 <p>FAIR TRADE FAIR PRICE TO FARMER</p>	 <p>RECYCLING</p>	 <p>RECYCLING</p>
 <p>TESTED BRITISH STANDARDS</p>	 <p>THIS WAY UP</p>	 <p>TESTED EUROPEAN STANDARDS</p>
 <p>STORAGE TEMPERATURES</p>	 <p>CONSUMER PHONE No</p>	 <p>CONSUMER INFORMATION</p>